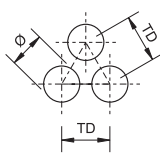
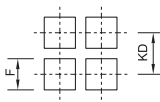



Stainless AISI 316L

Round holes Triangular pitch	Hole pattern Din 24 041			O.A. %	1000 x 2000 Sheet thickness				1250 x 2500 Sheet thickness			1500 x 3000 Thickness
	Rv	Ø	TD		mm				mm			mm
	Rv	1,00	1,50	40	0,50							
	Rv	1,50	3,00	23	0,80							
	Rv	1,50	2,50	33	0,50		1,00					
	Rv	2,00	3,50	30	0,80		1,50					
	Rv	2,00	3,00	40	1,00				0,70			
	Rv	3,00	5,00	33	1,00		1,50		2,00		3,00	
	Rv	3,00	4,00	51	1,00							
	Rv	4,00	6,00	40	1,00		3,00					
	Rv	5,00	8,00	35	1,00		1,50		2,00		3,00	
	Rv	6,00	9,00	40	1,50				3,00			
	Rv	8,00	12,00	40	2,00		3,00					
	Rv	10,00	15,00	40	2,00		3,00					
Square holes Square pitch	Hole pattern Din 24 042			Luft %	1000 x 2000 Sheet thickness				1250 x 2500 Sheet thickness			1500 x 3000 Thickness
	Qg	F	KD		mm				mm			mm
	Qg	5,00	7,50	45	1,00							
	Qg	9,00	12,00	56	3,00							
	Qg	10,00	15,00	44	3,00							
	Qg	10,00	12,00	70	1,00		2,00					

Quality AISI 316 Ti / W.1.4571 & AISI 321 / W.1.4541

Please contact us - some items on stock

 = External stock - app. 1-2 weeks delivery time